

SK 30 GB 123



SEMITOP® 2

IGBT Module

SK 30 GB 123

SK 30 GAL 123

SK 30 GAR 123

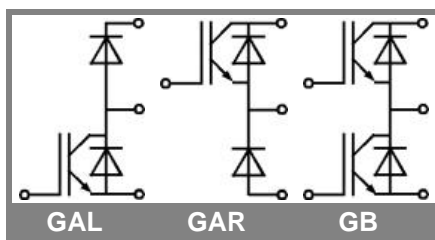
Preliminary Data

Features

- Compact design
- One screw mounting
- Heat transfer and isolation through direct copper bonding aluminium oxide ceramic (DBC)
- High short circuit capability
- N channel, homogeneous silicon structure (NPT= Non punch-through IGBT)
- Low tail current with low temperature dependance

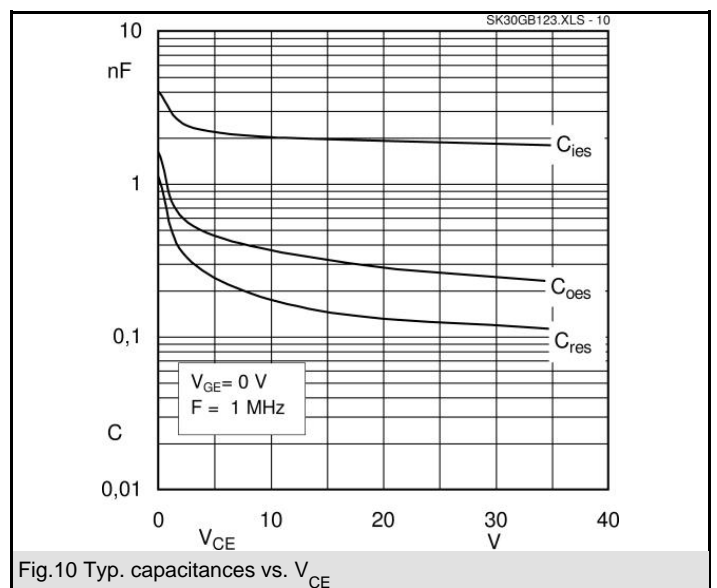
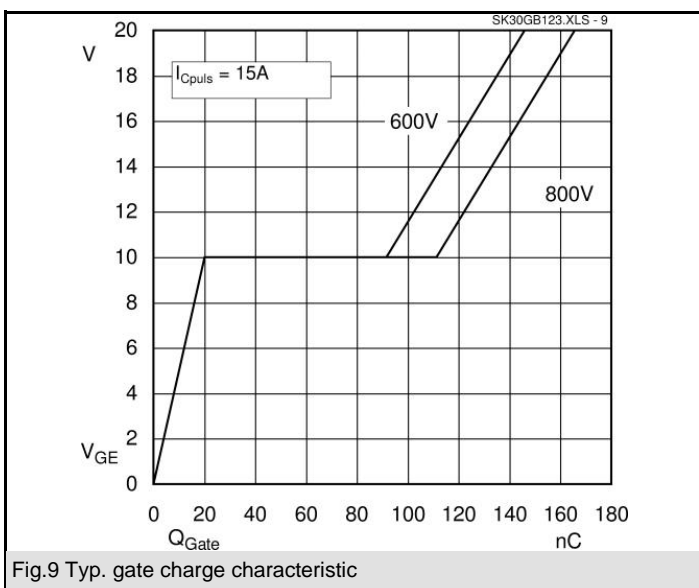
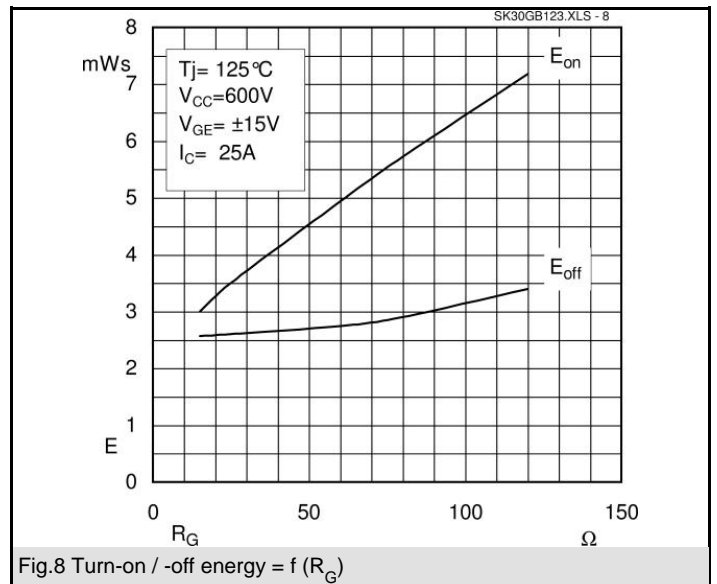
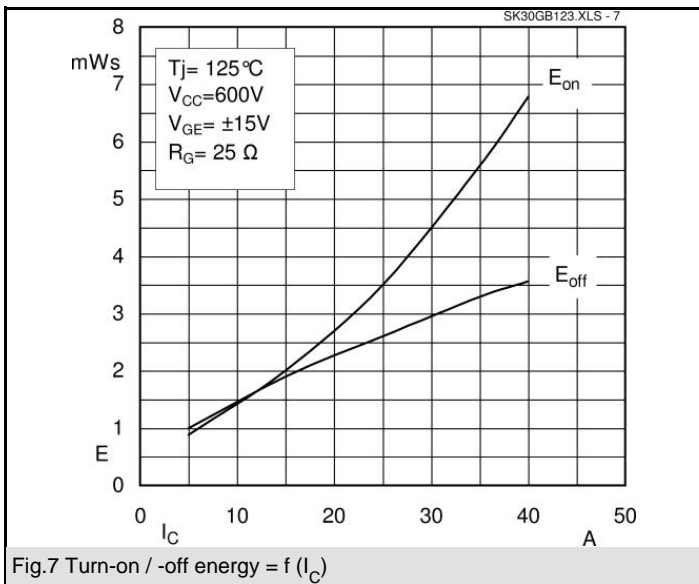
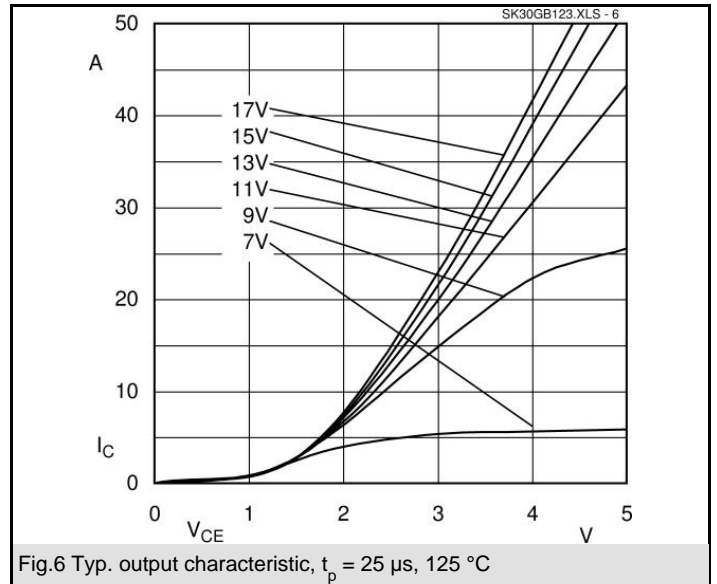
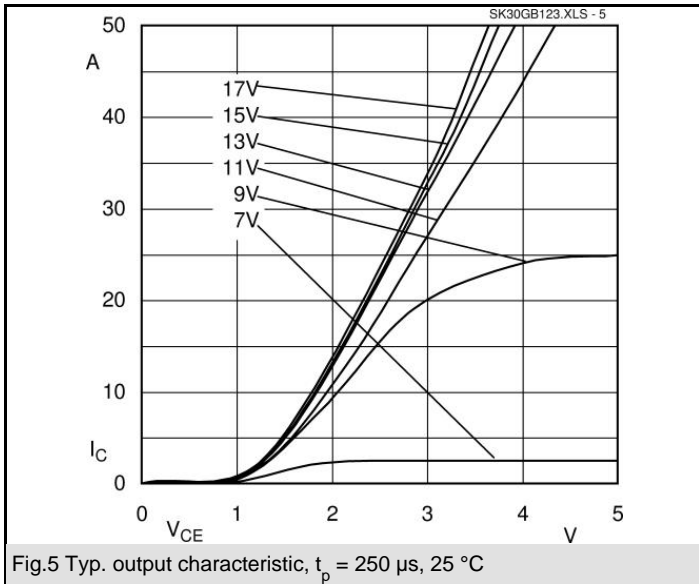
Typical Applications

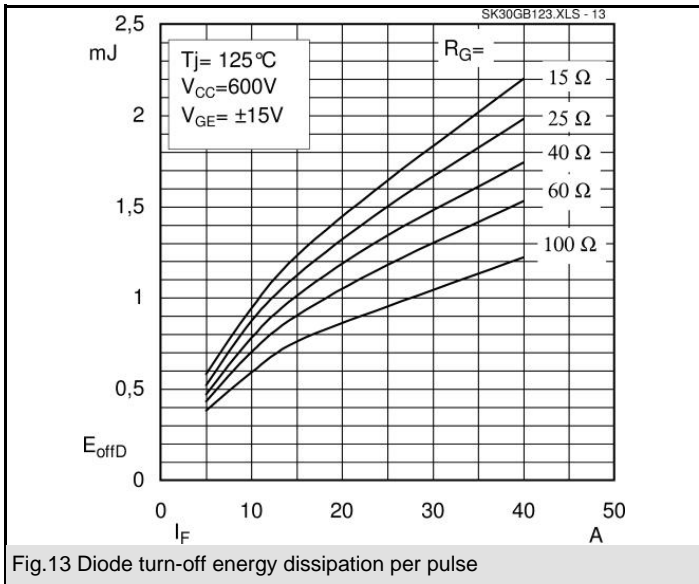
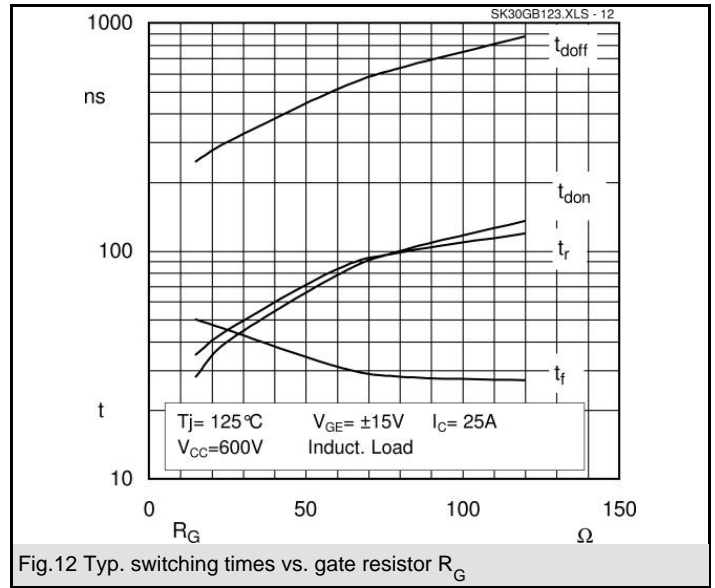
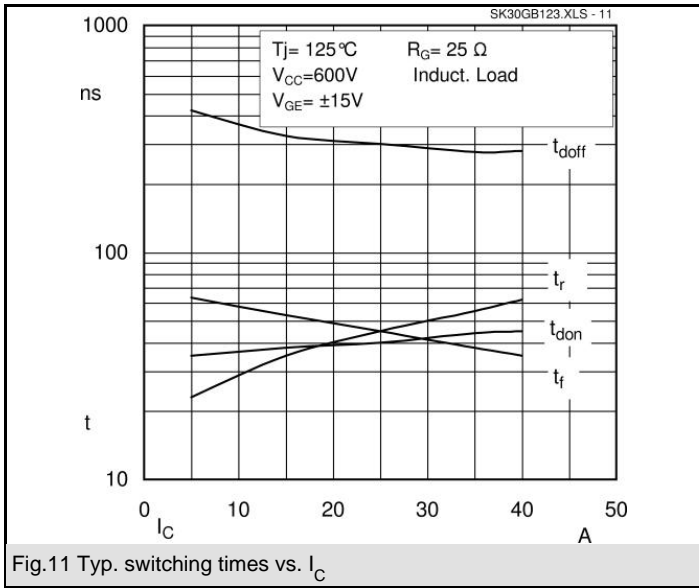
- Switching (not for linear use)
- Inverter
- Switched mode power supplies
- UPS



Absolute Maximum Ratings		$T_s = 25\text{ °C}$, unless otherwise specified	
Symbol	Conditions	Values	Units
IGBT			
V_{CES}		1200	V
V_{GES}		± 20	V
I_C	$T_s = 25\text{ (80) °C}$;	33 (22)	A
I_{CM}	$t_p < 1\text{ ms}$; $T_s = 25\text{ (80) °C}$;	66 (44)	A
T_j		- 40 ... + 150	°C
Inverse/Freewheeling CAL diode			
I_F	$T_s = 25\text{ (80) °C}$;	37 (25)	A
$I_{FM} = -I_{CM}$	$t_p < 1\text{ ms}$; $T_s = 25\text{ (80) °C}$;	74 (50)	A
T_j		- 40 ... + 150	°C
T_{stg}		- 40 ... + 125	°C
T_{sol}	Terminals, 10 s	260	°C
V_{isol}	AC 50 Hz, r.m.s. 1 min. / 1 s	2500 / 3000	V

Characteristics		$T_s = 25\text{ °C}$, unless otherwise specified			
Symbol	Conditions	min.	typ.	max.	Units
IGBT					
$V_{CE(sat)}$	$I_C = 25\text{ A}$, $T_j = 25\text{ (125) °C}$		2,5 (3,1)	3 (3,7)	V
$V_{GE(th)}$	$V_{CE} = V_{GE}$; $I_C = 0,001\text{ A}$	4,5	5,5	6,5	V
C_{res}	$V_{CE} = 25\text{ V}$; $V_{GE} = 0\text{ V}$; 1 MHz		1,65		nF
$R_{th(j-s)}$	per IGBT			1	K/W
	per module				K/W
$t_{d(on)}$	under following conditions: $V_{CC} = 600\text{ V}$, $V_{GE} = \pm 15\text{ V}$		40		ns
t_r	$I_C = 25\text{ A}$, $T_j = 125\text{ °C}$		45		ns
$t_{d(off)}$	$R_{Gon} = R_{Goff} = 25\ \Omega$		300		ns
t_f			45		ns
$E_{on} + E_{off}$	Inductive load		6,1		mJ
Inverse/Freewheeling CAL diode					
$V_F = V_{EC}$	$I_F = 25\text{ A}$; $T_j = 25\text{ (125) °C}$		2 (1,8)	2,5 (2,3)	V
$V_{(TO)}$	$T_j = 125\text{ °C}$		(1)	(1,2)	V
r_T	$T_j = 125\text{ °C}$		(32)	(44)	mΩ
$R_{th(j-s)}$				1,2	K/W
I_{RRM}	under following conditions: $I_F = 22\text{ A}$; $V_R = 600\text{ V}$		25		A
Q_{rr}	$di_F/dt = -500\text{ A}/\mu\text{s}$		4,5		μC
E_{off}	$V_{GE} = 0\text{ V}$; $T_j = 125\text{ °C}$		1		mJ
Mechanical data					
M1	mounting torque			2	Nm
w			19		g
Case	SEMITOP® 2		T 8		

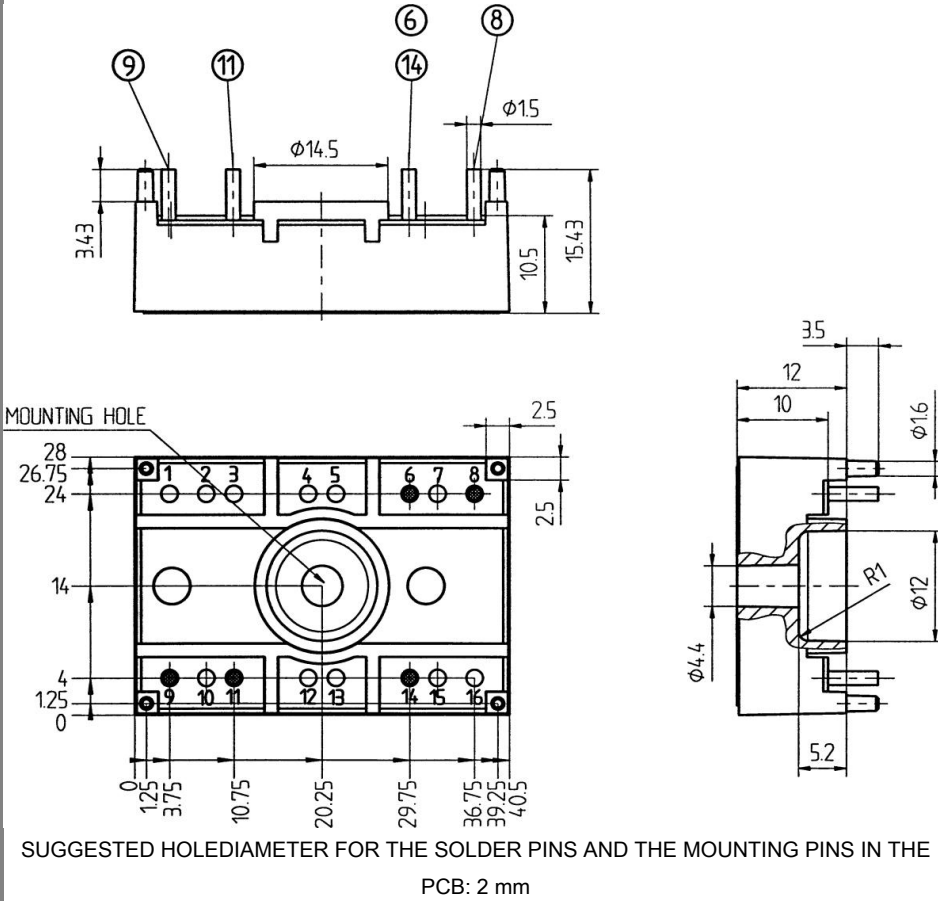




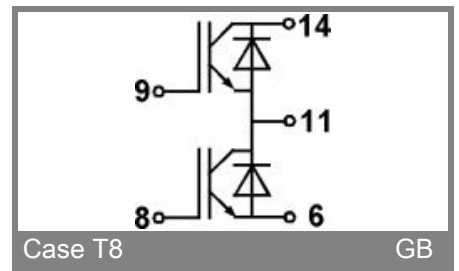
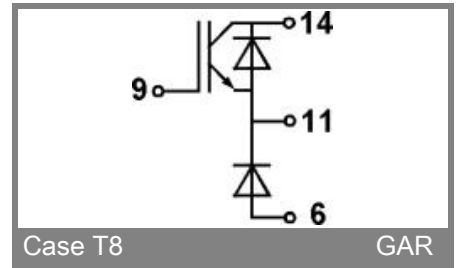
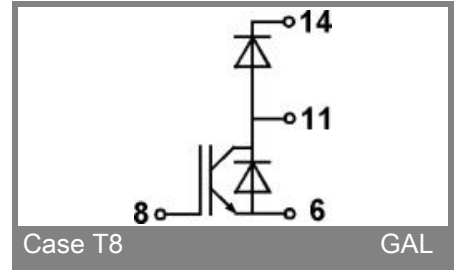
SK 30 GB 123

UL Recognized
File no. E 63532

Dimensions in mm



Case T8



This is an electrostatic discharge sensitive device (ESDS), international standard IEC 60747-1, Chapter IX.

This technical information specifies semiconductor devices but promises no characteristics. No warranty or guarantee expressed or implied is made regarding delivery, performance or suitability.